




15R - CNG 5000 HOSE

Thermoplastic antistatic hose for CNG (Compressed natural gas) refueling applications up to 350 bar (5000 psi).



FEATURES

Inner Tube

Coextruded conductive polyamide and polyamide PA12

Reinforcement

One or two braids of aramid fiber plus one braid of synthetic fiber

Cover

Polyurethane - red - pinpricked - black ink jet branding

Applications

Refueling hose for mobile and stationary units used to refill natural gas vehicles (NGV) tanks - CNG Transfer lines

Features

Static charge dissipating thanks to the conductive inner tube - Optimum bonding between tube braids and cover - Non metallic design - Lightweight and flexible - Extra tough cover for abrasion

Description

High pressure hose suitable for CNG refueling applications featuring conductive inner tube to dissipate static electric build up. Extra tough cover for abrasion water and micro biological resistance. Non metallic lightweight design for easy handling and manipulation. Rugged construction to give kink - crush - twist and pull resistance. Twin lines available with vent hose. Other colors available on request.

Temperature Range

-40 °C to 85 °C (-40 °F to 185 °F)


Specifications

Hoses Certified "Ansi/Csa Ngv 4.2-2014 - Csa 12.52-2014 - Hoses For Natural Gas Dispensing Systems".


Hose meets applicable requirements of regulation ECE no. 110/04 Certification number E7 110R04 1888

Standard Branding

1/4" | 3/8" | 1/2"

 **TRANSFER OIL** - TO INDUSTRIAL - Part No - CNG 5000 - Class A&D - Inch Size - DN Size - WP bar / psi - WT 40F to +185F MADE IN ITALY - www.transferoil.com - QQ/YY - Batch No

3/4" | 1"

 **TRANSFER OIL** - TO INDUSTRIAL - Part No - CNG 5000 - Class D - Inch Size - DN Size - WP bar / psi - WT 40F to +185F MADE IN ITALY - www.transferoil.com - QQ/YY - Batch No

Part no.	DN	Inches	Dash	ID (mm)	OD (mm)	WP (bar)	BP (bar)	ID (inch)	OD (inch)	WP (psi)	BP (psi)	SF	BR (mm)	BR (inch)	Weight (gr/m)	Weight (lb/ft)	Ferrule standard	Ferrule A316L
15R2	DN6	1/4	-4	6.5	13.7	350	1400	0.256	0.539	5000	20000	4:1	50	1.97	126	0.085	SAF121	SAF821
15R4	DN10	3/8	-6	9.7	18.9	350	1400	0.382	0.744	5000	20000	4:1	70	2.76	219	0.147	SAF141	SAF841
15R5	DN12	1/2	-8	13.0	22.5	350	1400	0.512	0.886	5000	20000	4:1	90	3.54	285	0.192	SAF151	SAF851
15R7	DN20	3/4	-12	19.5	29.6	350	1400	0.768	1.165	5000	20000	4:1	180	7.09	406	0.273	SAF172	SAF872
15R8	DN25	1	-16	25.9	39.0	350	1400	1.020	1.535	5000	20000	4:1	200	7.87	724	0.487	SAF181	SAF881

AVAILABLE INSERTS

Part	Dash	Inch	DN	F-BSPP	F-DKOL	F-DKOS	F-JIC 2HEX	F-JIC	F-ORFS	M-BSPP	M-CES	M-NPT	M-ORB	M-ORFS	STANDPIPE
15R2	-4	1/4	DN6	SOA		SOM	SO2	SOH	SOS	SOB	SOL	SOD	SOZ	SOY	SO1
15R4	-6	3/8	DN10	SOA	SOF	SOM		SOH	SOS	SOB	SOL	SOD	SOZ	SOY	
15R5	-8	1/2	DN12	SOA		SOM	SO2	SOH	SOS	SOB	SOL	SOD	SOZ	SOY	
15R7	-12	3/4	DN20	SOA		SOM		SOH		SOB	SOL	SOD			
15R8	-16	1	DN25	SOA		SOM		SOH		SOB	SOL	SOD			

Multicolor



Dimensions and values shown may be changed without prior notice to improve product performances and reliability.
Transfer Oil S.p.A. assumes no liability on mistakes nor errors appearing in this spec sheet.
Document date: 05/05/2024
www.transferoil.com